


## SKID PLATE KTM EXC 250-300 2024

### SOTTOMOTORE KTM EXC 250-300 2024

COD. 500009083

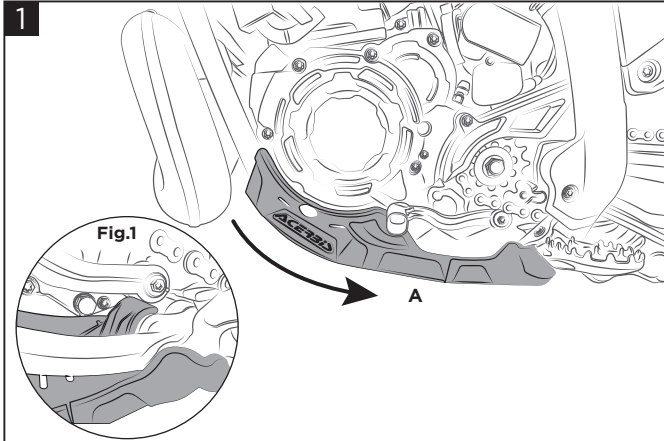
#### ACERBIS PARTS



**A - (1 PCS)**

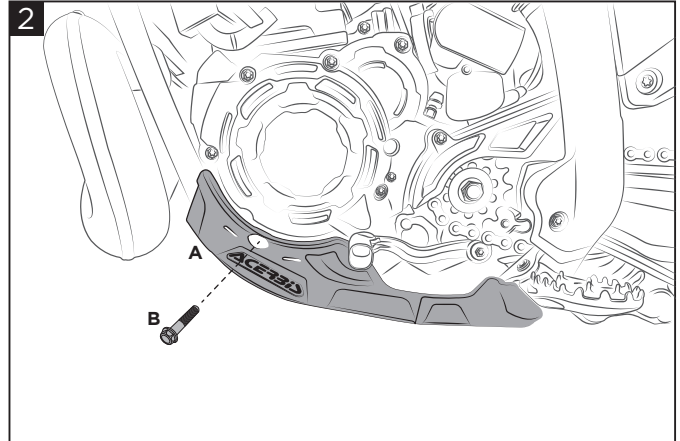


**B - (2 PCS)**



**With force, push the skid plate (A) back towards the rear as indicated with the arrow. Make sure that the hook on the back of the skid plate is securely placed up and over the rear frame support tube (figure 1).**

Spingere con forza il sottomotore (A) verso la parte posteriore della moto, come indicato dalla freccia. Accertarsi che il gancio del sottomotore si incastri sopra il traversino tondo del telaio (Fig. 1).



**Secure the Skidplate (A) to the frame by tightening the bolts (B) on both sides.**

Fissare il sottomotore (A) al telaio, serrando le viti (B) da entrambi i lati.

### WARNING!

Use Acerbis' products at your own risk. Check the safety of your device before you ride. Be sure that you follow the instructions for installing the Acerbis' products. Do not ride if there is missing or damaged hardware. If this is the case, take the item immediately back to your dealer. Make sure the throttle and other controls are free every time you ride. Not following these instructions and warnings could lead to interference with the controls, loss of control, and accidents. Acerbis recommends that installation must be done by a licensed mechanic and that only Acerbis' original parts are used during installation. Acerbis makes no guarantees or representations, express or implied, regarding the fitment of its product for any particular purpose. Acerbis makes no guarantees or representations, express or implied, regarding the extent to which its products protect individuals or property from injury or death or damage.

#### EUROPE

ACERBIS ITALIA S.P.A.  
VIA SERIO, 37  
24021 ALBINO (BG)  
ITALY

#### U.S.A.

ACERBIS U.S.A. INC.  
MAIL P.O. BOX 2030  
SUN VALLEY, ID 83353  
SHIP 110 LINDAY CIRCLE  
KETCHUM, ID 83340  
U.S.A.

#### UNITED KINGDOM

ACERBIS U.K LTD  
UNIT 4 DUNFERMLINE COURT,  
KINGSTON, MILTON KEYNES  
MK10 0BY  
GREAT BRITAIN