

**CLUTCH X-POWER YAMAHA YZ 125
IGNITION X-POWER YAMAHA YZ 125**

ACERBIS

PROTEZIONE FRIZIONE X-POWER YAMAHA YZ 125
PROTEZIONE ACCENSIONE X-POWER YAMAHA YZ 125

COD. 500006178



A - (1 pcs)



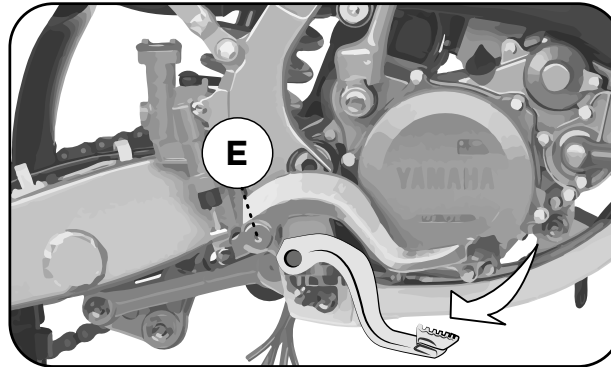
B - (1 pcs)



C - (7 pcs)

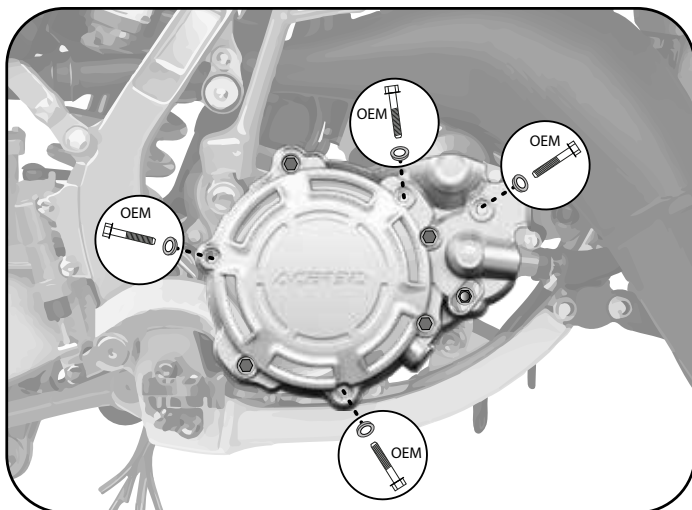


D - (4 pcs)




1 - To mount the X-Power Clutch cover, begin by unscrewing the Brake pedal bolt (E) as illustrated in the image

1 - Per facilitare il montaggio del X-Power, togliere il pedale svitando la vite E.



2 - Remove the 4 OEM clutch cover bolts as indicated in the image. Attach the X-power cover using the 4 OEM bolts and 4 of the included (C) bushings. Torque the bolts to the OEM suggested torque settings as indicated in your owner's manual. Then, re-connect the rear brake pedal by re-inserting the brake pedal bolt (E) and then torque to the OEM suggested torque settings as indicated in your owner's manual.

2 - Montare la protezione frizione X-Power con le viti originali e le boccole C. Coppia di chiusura come riportato su manuale moto. Riposizionare il pedale e rimettere la vite E.



3 - To mount the X-Power ignition cover, begin by removing the 4 OEM bolts as indicated in the illustration. Then install the X-Power cover using the 4 included (D) bolts and 4 (C) bushings. Torque the bolts to the OEM suggested torque settings as indicated in your owner's manual.

3 - Rimuovere le 4 viti originali. Montare la protezione accensione X-Power con le viti D e le boccole C. Coppia di chiusura come riportato su manuale moto.

WARNING!

Use at your own risk. Check the security of your device before you ride. Be sure that you follow the instructions installing the Acerbis products. Do not ride if there is missing or damaged hardware. If this is the case, take the item immediately back to your dealer. Make sure the throttle and other controls are free every time you ride. Lack of attention to instruction and warning could lead to interference with the controls, loss of control, and an accidents. Acerbis recommends that installation must be done by a licensed mechanic and that only Acerbis original parts are used during fitting. Acerbis makes no guarantees or representations, express or implied, regarding the fitness of its products for any particular purpose. Acerbis makes no guarantees or representations, express or implied, regarding the extent to which its product protect individuals or property from injury or