

X-GRIP FRAME GUARD HUSQUARNA TC/FC

PARATELAIO X-GRIP HUSQUARNA TC/FC

ACERBIS

COD. 500006024

ACERBIS PARTS



A - (1 pcs.)



B - (1 pcs.)



C - (3 pcs.)


OEM PARTS



D - (2 pcs.)




E - (2 pcs.)




1. Right side: remove the bolt (D), the bushing (E) and the original zip tie. Then remove the original frame guard.

1. Lato destro: rimuovere la vite (D) la boccola (E) e le fascette originali, quindi togliere il paratelaio.



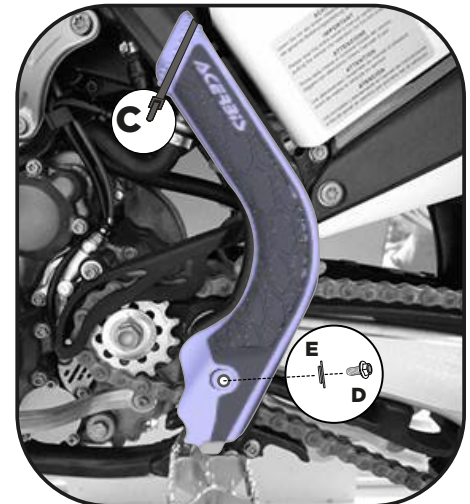
2. Left side: remove the bolt (D), the bushing (E), and the original zip tie, then, remove the original frame guard.

2. Lato sinistro: rimuovere la vite (D) la boccola (E) e la fascetta originali, quindi togliere il paratelaio.



3. Right side: place the Acerbis frame guard (A) on the frame and insert the bushing (E) and the bolt (D), then tighten. Secure the top of the guard and rear brake master cylinder cover with the included zip tie (C) as indicated in the image. Make sure the (D) bolt is tight.

3. Lato destro: inserire la boccola (E) nel paratelaio Acerbis (A). Fissarlo con la vite originale (D) e con le fascette (C).



4. Left side: place the Acerbis frame guard (B) on the frame and insert the bushing (E) and the bolt (D), then tighten. Secure the top of the guard with the included zip tie (C). Make sure the (D) bolt is tight.

4. Lato sinistro: inserire la boccola (E) nel paratelaio Acerbis (B). Montare il paratelaio con la vite originale (D) e la fascetta (C)

WARNING!

Use at your own risk. Check the security of your device before you ride. Be sure that you follow the instructions installing the Acerbis products. Do not ride if there is missing or damaged hardware. If this is the case, take the item immediately back to your dealer. Make sure the throttle and other controls are free every time you ride. Lack of attention to instruction and warning could lead to interference with the controls, loss of control, and accidents. Acerbis recommends that installation must be done by a licensed mechanic and that only Acerbis original parts are used during fitting. Acerbis makes no guarantees or representations, express or implied, regarding the fitness of its products for any particular purpose. Acerbis makes no guarantees or representations, express or implied, regarding the extent to which its product protect individuals or property from injury or death or damage.

ACERBIS ITALIA S.P.A. VIA SERIO, 37 - 24021 ALBINO (BG) - ITALY
Phone +39 035773577 - Fax +39 035773570 - INFOMOTO@ACERBIS.IT - WWW.ACERBIS.COM

ACERBIS U.S.A. Inc. MAIL P.O. BOX 2030 SUN VALLEY, ID 83353 SHIP 110 LINDSAY CIRCLE KETCHUM, ID 83340
Phone (800) 659-1440 - Fax (208) 726-7039 - INFOUSA@ACERBIS.COM

ACERBIS U.K. Ltd UNIT 2 LUTON ENTERPRISE PARK SUNDON PARK ROAD LUTON, BEDFORDSHIRE LU3 3GU GREAT BRITAIN
Phone +44 1582491076 - Fax +44 1582499639 - UKINFO@ACERBIS.IT